



Quick Reference Card

IDC.com User Guide



Contact Technical Support

Australia

Tel.: +61-2-9925-2245
Email: AU_Support@idc.com

Europe, the Middle East, and Africa

Tel.: +44 (0) 20 8987 7153.
Email: emeasupport@idc.com

Japan

Tel.: +81-3-3556-4761
Email: JP_Support@idc.com

Korea

Tel.: +82-2-551-4380
Email: KR_Support@idc.com


North America

Tel.: 1-800-343-4935 ext. 4323
or 1-508-935-4323
Email: idc_support@idc.com

Singapore (Asia/Pacific region)

Tel.: +65-6228-7717
Email: AP_Support@idc.com

©2005 IDC



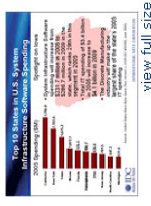
Advanced Search

Tab Bar

Finder Tools



Black Book Daily



Research Link

Save to Bookcase and Read Full Document

Suggested Research, Analysts, and Events

Purchase Document

Registered Events

MY IDC
Welcome Valuable Customer
TIP: Enclose a phrase with quotes (" ") when using Search on IDC.com

IDC Viewpoint
No viewpoints match your preferences
Most Recent Research | [more](#)

U.S. Remote Office/Branch Office Opportunity: Adoption of Advanced Communications Technology by Company Size, The
Raymond Boggs, Chris Hezelton
Sep 2005 - Doc # 33915
[purchase document](#) | [save to bookcase](#)

Overland Storage Sets Course for Evolution.
Robert Amatruda, Michelle Zou
Sep 2005 - Doc # 33989
[Event Flash](#)
[save to bookcase](#) | [Full document read](#) | [download pdf](#)

QLLogic Sells Storage Drive Controller Businesses to Marvell.
Shane Ray, Dave Reinsel
Sep 2005 - Doc # 33993
[Event Flash](#)
[purchase document](#) | [save to bookcase](#)

Revive with Vliv: Intel Breathes Life into Core
Idarose Sylvester
Sep 2005 - Doc # 33990
[Event Flash](#)
[purchase document](#) | [save to bookcase](#)

Software Macro-Trends: Reshaping Enterprise Software
Evan Quinn, Henry D. Morris, Mark Levitt, Stephen Graham, Stephen D. Hendrick, Susan Feldman, Melissa Webster, Carl W. Olofson, Tim Grieser, Stephen Elliot, Dan Kusnetzky, Dennis Byron
Sep 2005 - Doc # 34006
[Insight](#)
[save to bookcase](#) | [Full document read](#) | [download pdf](#)

Events | [more](#)
The European IT Forum 2005 [Event Proceedings](#)
The European IT Forum 2005 [Event Details](#)



Suggested Research

Study
North America Security Software Spending Forecast, 2002-2007: By Vertical Market and Company Size
Doc # 30605
Brian E. Burke, Anna Toncheva, Christian A. Christiansen, Charles J. Kolodny
Dec 01, 2003



Study
Worldwide CD and DVD Drive Forecast and Analysis, 1003-2004
Doc # 30615
Wolfgang Schlichting
Dec 01, 2003

Registering on IDC.com

Register for a user account to gain access to research and personalized settings. If your company has an account with IDC, the Corporate Administrator can assign your access to the specific research your company has purchased from IDC.

1. Click the **Register** button on the home page to go to the registration page.
2. Fill out the form including all required fields, then click **Submit**.
3. Your IDC.com account is now active.
4. Confirm with your Corporate Administrator that you have been granted access to your company's research subscriptions.

You must be added to your company's account research groups in order to have access to Research Subscriptions.

IDC MAPS


IDC's **Market Advisory Portfolios (MAPs)** bring reliable, high-impact insight and advice on important topics into focus. View information associated with these topics by clicking on the **MAPs** titles on the home page.



How to Set Preferences



Set Preferences is where you set new research alerts and determine research displays on your **My IDC** page, as well as Suggested Research and Events throughout the site.

1. Log in to IDC.com.
2. Click **User Preferences** under the **My IDC** tab.
3. Select from the **Interest Areas** and **Geography** lists.
4. Click **Submit** at the bottom of the screen when done.
5. You can also select **Analysts** and **Subscriptions**.
6. Click **Submit** at the bottom of each screen when done.
7. Select a frequency and type of email notification you want to receive from IDC.
8. Click **Submit** to apply your selections.

Preferences may be changed at any time to reflect your evolving interests.

How to Browse Research or Events	
Use the Research tab and the Events tab to research by topic and a regional selection of events.	
1.	Click on either the Research or Events tabs located in the tab bar at the top of each page.
2.	Select from list of topics or choose a region to browse.
How to Perform a Simple Search	
Use the simple search field and associated dropdown list at the top of every page to perform simple searches through all of IDC's research content. Event information is not included.	
1.	Type a word or phrase (in quotes) in the simple search field.
2.	Select the language you want to search in the dropdown field list.
3.	Click Go to execute the search.
4.	Use the Narrow-By menus to the left to refine the results.
How to Perform an Advanced Search	
Use the Advanced Search Tools to perform precise searches throughout IDC's content.	
1.	Click the Advanced Search link found at the top of every page throughout the site, or on one of the Finder links.
2.	Choose Search All or Events, Analyst, Tables, or Forecasts.
3.	Enter a keyword(s) or a phrase (in quotes) in one of the keyword fields. Multiple keywords separated by spaces will automatically have "OR" appended between them by the search engine. Use the Boolean selectors to build complex queries.
4.	Select a publication date range.
5.	Select My Research Only if a customer. <i>You must be logged in to your account for this option to appear.</i>
6.	Click on the Search button.
7.	Use the Narrow-By menus to the left to refine the results.
How to Save A Search	
Use the Create Search Alert link on search results to save your search parameters to your bookcase to run conveniently at a later date, or schedule regular runs for results delivered by email.	
1.	Submit Search.
2.	Click Create Search Alert link at top of search results page.
3.	Type a name for your query in the Search Name field.
4.	Select a bookcase from the Bookcase dropdown list.
5.	Select a shelf from the Shelf dropdown list.
6.	Select a notification frequency from the dropdown list.
7.	Click Submit to save the search parameters.
 Select an email notification frequency to have IDC.com notify you when new research is published that matches your search criteria. We will only alert you to new items you have not received before.	

Viewing "My Research"	
The My Research page displays only research that is published to your subscription services.	
1.	Log in to IDC.com.
2.	Click My Research under the My IDC tab.
3.	Click the Select Subscriptions link in the Search Results box at top to select from a list of your subscriptions.
4.	Click Submit to save your selection(s).
5.	Use the Narrow-By menus to the left to refine the results.
 Click the Select Subscriptions link in the Search Results box at top to change your selections at a later time.	
How to View Research and Events	
IDC.com integrates access to research and event information throughout the site. Follow the steps below to view:	
1.	Click the research or event title link to view the Document At A Glance or Event Details page.
2.	Click the Table and Figure links to view associated lists.
3.	Click Download PDF under any document you have access to and download a printable PDF version of the document.
4.	Click Full PDF under any document you have access to and view the full document online.
How to Purchase Research	
1.	Clicking the Purchase Document link under a result or Add To Cart button to add to your shopping cart.
2.	Click Check Out to proceed with the purchase.
3.	Select the appropriate payment method and enter the required information.
4.	Click Continue .
5.	Confirm purchase information.
6.	Click Purchase Now .
7.	Print the Thank You page as a confirmation of your purchase. An email confirmation will also be sent.
How to Register for an Event	
1.	Select an Event from either the Home page or Events tab.
2.	Click Register Now to register for the event.
3.	Enter all required information.
4.	Click Continue . Upon completion of all registration information, the event will be added to your shopping cart.
5.	Follow steps 2 to 8 in the How to Purchase Research section to complete your transaction.
 Registering for an event on IDC.com will also create a user account for you on the site.	

My Bookcase	
Every user account on IDC.com receives a Bookcase. The Bookcase is a single page where you can save links to favorite documents and analysts as well as any saved searches. You can access the Bookcase at any time simply by clicking the My IDC tab then the My Bookcase link below the tab.	
How to Save to My Bookcase	
1.	Find a research title or event proceeding you wish to save.
2.	Click Save To Bookcase link underneath it to add the desired item to your bookcase.
3.	A pop-up window will allow you to save to Bookcase.
4.	Type a note, if desired, in the Note field.
5.	Click Submit to save the item to the bookcase.
 You can save to My Bookcase from any location where the bookcase link appears.	
How to Create a Team Bookcase	
Team Bookcases allow multiple users to share links to research. This feature can be turned on or off based on your account's needs. Contact Technical Support to turn this feature on.	
1.	Click My Bookcase to access your personal Bookcase.
2.	Click Create Team Bookcase under Related Links .
3.	Type the name of the Bookcase in the Bookcase Name field.
4.	Type a description of the Bookcase in the Description field.
5.	Click Create to create the Team Bookcase.
 Team Bookcase members who do not have access to the research will only be allowed to view the Document At A Glance page of research links stored on the Bookcase.	